TOTAKU

TOTAKU Anti-Static Hoses and Ducting

For powders and granules

Founded in 1952, Nagase RooTAC INDUSTRIES, INC. has been a pioneer in the pipes and hose industry, creating the world's first flexible hose.
Driven by our core principle of prioritizing customer satisfaction through exceptional quality, we continuously innovate to meet the evolving needs of our customers.
We are dedicated to making a positive impact on the world by developing unique, thoughtful products that address modern challenges.

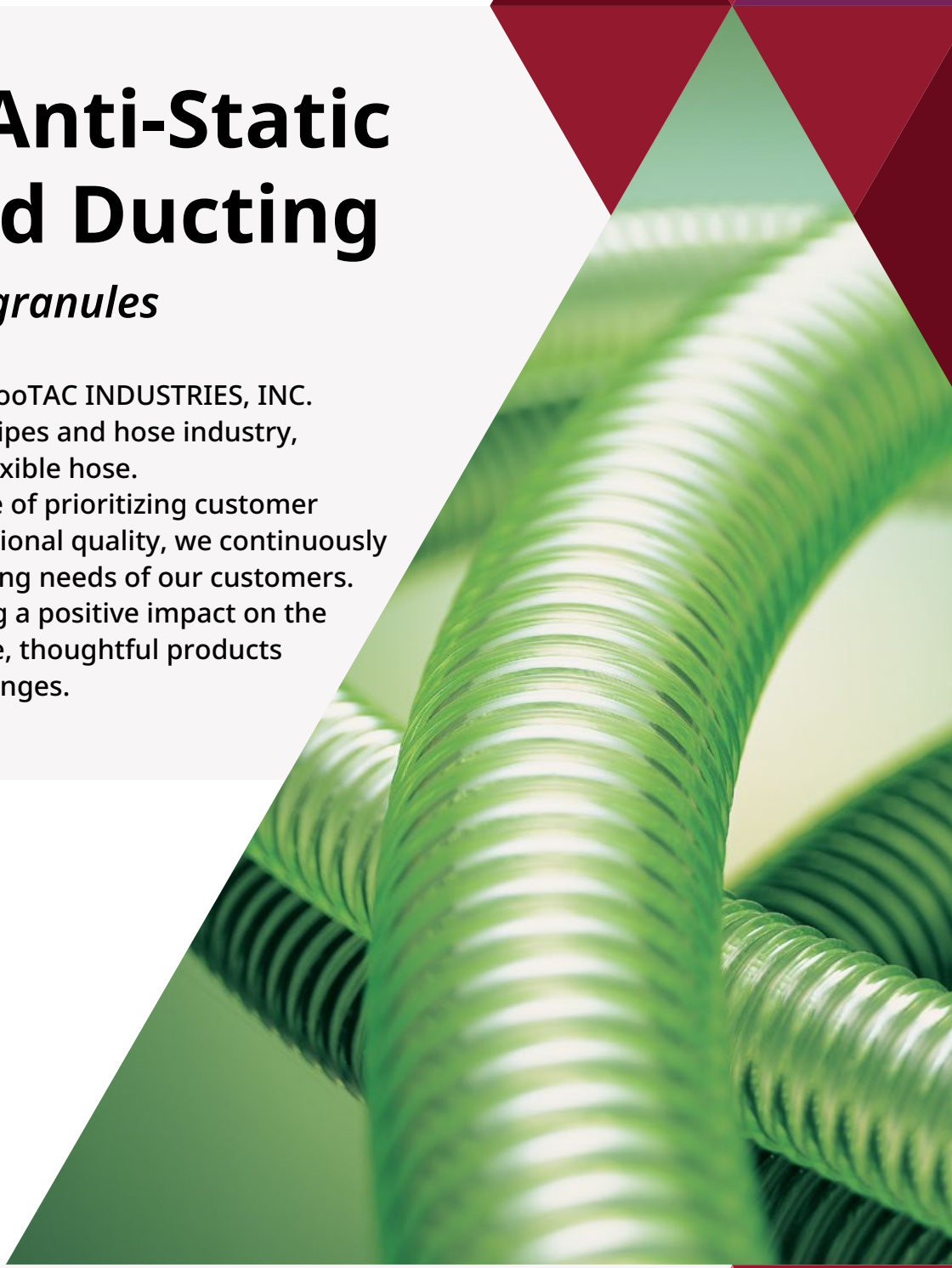

Featured Products

SD-CE	02
SD-AS	03
DUCT-AS	04

Notice:

- The data in this catalog uses values in a straight hose configuration.
- The permissible pressure is not the maximum operating pressure. Please refer to the "Operating Pressure Design Table" in the hose handling precautions and configure according to the operating pressure (normal working pressure). Also, please note that the combination of fittings and clamps, operating temperature, and bending conditions may affect performance.

TOTAKU SD-CE

Part Number - 22109



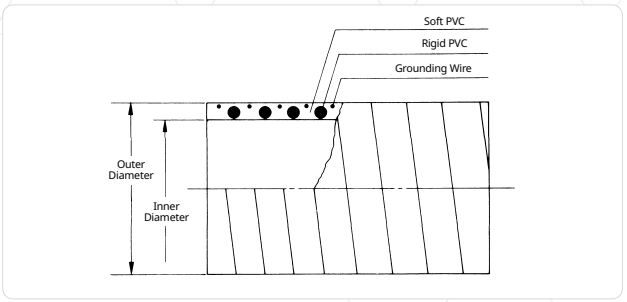

Features

- Equipped with a built-in copper grounding wire for enhanced static electricity prevention.
- Transparent design allows for easy visual confirmation of transported materials.

Applications

- Ideal for transporting resin pellets.
- Suitable for transporting powders and granules (non-food items).

Standard Dimensions and Properties

Nominal Diameter		Inner Diameter		Outer Diameter		Reference Weight		Length		Allowable Pressure (at room temperature)		Allowable Bend Radius (to the center axis of the hose)	
inch	mm	inch	mm	inch	mm	lbs/ft	g/m	feet	m	psi	MPa	inch	mm
1	25	1.00	25.4	1.33	33.7	0.38	565	164	50	72.52	0.50	9.45	240
1.25	32	1.26	32.0	1.65	41.8	0.49	735	164	50	65.27	0.45	13.39	340
1.5	38	1.50	38.0	1.89	48.0	0.58	870	164	50	58.02	0.40	13.78	350
2	50	2.00	50.8	2.50	63.5	0.98	1455	164	50	58.02	0.40	19.69	500
2.5	65	2.50	63.5	3.02	76.8	1.28	1905	65/164	20/50	58.02	0.40	23.62	600
3*	75	3.00	76.2	3.54	89.8	1.52	2260	65/164	20/50	58.02	0.40	30.51	775
3.5*	90	3.50	88.9	4.05	102.8	1.82	2710	65	20	43.51	0.30	41.93	1065
4*	100	4.00	101.6	4.65	118.0	2.43	3620	65	20	43.51	0.30	45.28	1150
5	125	5.00	127.0	5.63	143.0	2.91	4330	65	20	36.26	0.25	62.99	1600
6	150	6.00	152.4	6.73	171.0	3.95	5880	65	20	29.01	0.20	73.82	1875
8	200	8.00	203.2	8.92	226.5	6.69	9960	32	10	29.01	0.20	118.11	3000

Sizes marked with an asterisk (*) can be directly connected to steel pipes. For details, please refer to the Compatibility Chart for Steel and PVC Pipes.

Operating Temperature Range:

°F: 14 to 122 °C: -10 to 50

Notes:

- The permissible pressure varies with operating temperature.
- Operating down to a vacuum level of approximately 29.5 inHg (-0.1 MPa) is feasible at room temperature.

Scan, tap, or touch for product videos

Static Electricity Prevention

Method for Extracting Grounding Wire

TOTAKU SD-AS

Part Number - 22137



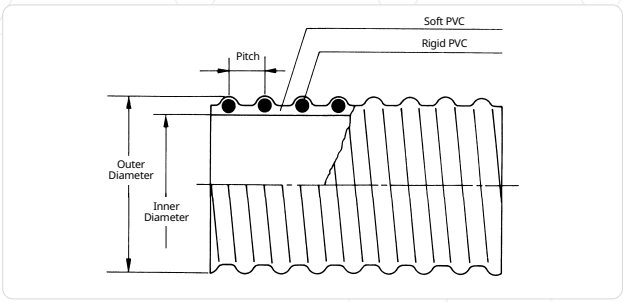

Features

- Made with a specially formulated soft resin that provides long-lasting static electricity prevention (refer to the “Anti-Static Effect” table below for details).
- The clear green material allows for visual confirmation of transported items

Applications

- Ideal for transporting resin pellets.
- Suitable for transporting powders and granules (non-food items).

Anti-Static Effect

Product Name / Conveying Line	General-Purpose Product ϕ38	TOTAKU SD-AS (Anti-Static ϕ38)
Soft PVC Conveying Line	1600Volt	100Volt
Rigid PVC Conveying Line	33000Volt	100Volt

Standard Dimensions and Properties

Nominal Diameter		Inner Diameter		Outer Diameter		Pitch		Reference Weight		Length		Allowable Pressure (at room temperature)		Allowable Bend Radius (to the center axis of the hose)	
inch	mm	inch	mm	inch	mm	inch	mm	lbs/ft	g/m	feet	m	psi	MPa	inch	mm
1	25	1.00	25.4	1.21	30.8	0.30	7.5	0.13	200	164	50	29.01	0.20	2.76	70
1.25	32	1.26	32.0	1.50	38.2	0.33	8.5	0.17	255	164	50	21.76	0.15	3.15	80
1.5	38	1.50	38.0	1.76	44.6	0.35	9.0	0.26	385	164	50	21.76	0.15	3.54	90
2	50	2.00	50.8	2.28	58.0	0.39	10.0	0.36	540	164	50	14.50	0.10	5.91	150
2.5	65	2.50	63.5	2.87	73.0	0.56	14.3	0.54	810	65/164	20/50	14.50	0.10	7.09	180
3*	75	3.00	76.2	3.44	87.5	0.59	15.1	0.76	1125	65/164	20/50	14.50	0.10	8.27	210
4*	100	4.00	101.6	4.53	115.0	0.65	16.4	1.32	1965	65/164	20/50	14.50	0.10	11.81	300
5	125	4.96	125.9	5.57	141.6	0.87	22.0	1.69	2520	65	20	14.50	0.10	13.78	350
6	150	6.00	152.4	6.77	172.0	0.87	22.0	3.04	4530	65	20	21.76	0.15	26.57	675

Sizes marked with an asterisk (*) can be directly connected to steel pipes. For details, please refer to the Compatibility Chart for Steel and PVC Pipes.

Material Properties

Measured Item	Unit	TOTAKU SD-AS Specially Formulated PVC	General-Purpose Soft PVC	Test Method/Conditions
Volume Resistivity	Ω • cm	2.7×108	4.2×10^{11}	JIS K-6911
Surface Resistivity	Ω	9.8×108	3.5×10^{12}	JIS K-6911
Charge Decay Time 50%	sec	0.01	0.64	Temperature: 73F (23°C) Humidity: 60%
Charge Decay Time 90%	sec	0.01	11.10	
Charge Decay Time 100%	sec	0.02	30.30	

Operating Temperature Range:

°F: 14 to 122 °C: -10 to 50

Notes:

- The permissible pressure varies with operating temperature.
- Operating down to a vacuum level of approximately 29.5 inHg (-0.1 MPa) is feasible at room temperature.

Scan, tap, or touch for product videos

Static Electricity Prevention

TOTAKU DUCT-AS



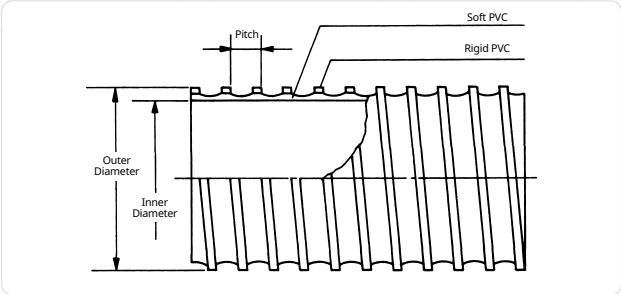

Features

- This is the duct type of the TOTAKU SD-AS hose.
- Made with a specially formulated soft resin that provides long-lasting static electricity prevention (refer to the “Anti-Static Effect” table below for details).

Applications

- Suitable for exhaust in environments where static electricity must be avoided.
- Ideal for dust collection in woodworking machinery.
- Also suitable for transporting non-food powders.

Anti-Static Effect

Product Name / Conveying Line	General-Purpose Product ϕ38	TOTAKU SD-AS (Anti-Static ϕ38)
Soft PVC Conveying Line	1600Volt	100Volt
Rigid PVC Conveying Line	33000Volt	100Volt

Standard Dimensions and Properties

Nominal Diameter		Inner Diameter		Outer Diameter		Pitch		Reference Weight		Length		Allowable Pressure (at room temperature)		Allowable Depressurization (at room temperature)		Allowable Bend Radius (to the center axis of the hose)	
inch	mm	inch	mm	inch	mm	inch	mm	lbs/ft	g/m	feet	m	psi	MPa	inHg	kPa	inch	mm
1.25	32	1.28	32.4	1.52	38.6	0.33	8.4	0.15	220	164	50	8.70	0.06	19.49	-66.0	1.26	32
1.5	38	1.47	37.3	1.75	44.5	0.36	9.2	0.20	295	164	50	8.70	0.06	19.49	-66.0	1.50	38
2	50	1.99	50.6	2.37	60.2	0.39	10.0	0.38	560	98	30	7.25	0.05	19.49	-66.0	1.97	50
2.5	65	2.46	62.4	2.83	72.0	0.47	12.0	0.41	615	98	30	5.80	0.04	19.49	-66.0	2.56	65
3*	75	3.01	76.4	3.40	86.4	0.51	13.0	0.52	775	98	30	5.80	0.04	9.74	-33.0	2.95	75
3.5*	90	3.50	88.9	3.94	100.1	0.53	13.5	0.64	945	98	30	4.35	0.03	9.74	-33.0	3.54	90
4*	100	4.00	101.6	4.42	112.2	0.59	15.0	0.77	1145	98	30	4.35	0.03	6.35	-21.5	3.94	100
5	125	4.96	125.9	5.42	137.7	0.83	21.0	0.91	1350	65	20	2.90	0.02	5.91	-20.0	4.92	125
6	150	6.00	152.4	6.49	164.8	0.79	20.0	1.09	1620	65	20	2.90	0.02	4.28	-14.5	5.91	150

Sizes marked with an asterisk (*) can be directly connected to steel pipes. For details, please refer to the Compatibility Chart for Steel and PVC Pipes.

Operating Temperature Range:

°F: 14 to 122 °C: -10 to 50

Notes:

- The permissible pressure varies with operating temperature.

Scan, tap, or touch for product videos

Static Electricity Prevention